



Custom Textiles California Style

CHOOSE A PATTERN

What is the perfect pattern for your project? What will your client love? If the pattern already comes in the color and ground you want then fantastic. Just order a Memo. If you'd like to change it up, then follow the directions below.

CHOOSE A GROUND

Are you working on drapes, cushions, light upholstery? Here are the four grounds we currently carry, their colors, weights and textures. Need to hold it? We have memos of these too.



Bright White
55% Linen/45% Cotton Blend
7.7 OZ (may vary with harvest)
A light weight, very white
ground with a lovely hand.



Oyster Linen
100% Linen
6.6 oz. (may vary with harvest)
A light weight, off white
ground with a lovely hand.



Natural Linen
100% Linen
6.9 oz. (may vary with harvest)
A light weight, light tan color
ground with a lovely hand.



Heavy Natural Linen
100% Linen
11.5 oz. (may vary with harvest)
A heavier weight, light tan color
ground with a lovely hand.

CHOOSE YOUR COLOR(S)

Start with our Standard Colors Palette. We offer our favorite hues and combos here. Mix and match them as you like but remember that each color will look differently on a different ground so you'll need to know your ground first. Visit your showroom to see these colors or order your own 26" x 26" blanket set to keep in your studio. To the Trade \$150.

You may also request a color match to a Benjamin Moore color, a Pantone color, or you may have your own sample to match. Just let us know. All yardage is printed-to-order so there may be a slight variation in the color. Please make sure to order all the fabric you need for the entire project at the same time.

SCALE IT

Visualizing a scale can be tricky. How large or small a pattern looks will depend on its repeat dimensions. You may choose to have us email you a 36" x 36" JPEG file in your desired scale to print out at your local copy store. There is a small extra charge for this but it's well worth it!


Scale Options A - 2.54" wide repeat D - 8.92" wide repeat
 B - 5.35" wide repeat E - 10.7" wide repeat
 C - 7.64" wide repeat F - 13.35" wide repeat

UP THE BOLT OR RAILROADED


Up the bolt is the standard direction, but just let us know if you'd like it railroaded at no extra charge.

REQUESTING A STRIKE-OFF

When you've got the above all decided, print out the Schematic and the Custom Fabric Form for your pattern. You'll find the links for these on each pattern's website page. Just click to open and print. Then submit these to your showroom or email them to La Selva Studio.




CUSTOM FABRIC SCHEMATIC
PATTERN: HILO - ONE OR TWO COLORS
Please use this schematic as a reference for filling out the Custom Fabric Form.



Shown: Moss on Natural Linen

Strike-offs are required for all custom orders. Please allow 2-3 weeks for the shipment of your strike-off.
Please submit this Schematic along with the Custom Fabric Form to your showroom or to La Selva Studio.
Email questions to info@lasevastudio.com or contact your showroom. We're here to help!



CUSTOM FABRIC FORM
Please submit this form with the pattern schematic you are customizing.

Company Name: _____
Contact Info: _____

Pattern Name: _____

Fabric Ground: Bright White: 55% Linen, 45% Cotton
 Natural: 100% Linen
 Cream: 100% Linen
 Heavy Natural: 100% Linen

Pattern Color: 1. Standard _____ Client to Submit
2. Standard _____ Client to Submit
3. Standard _____ Client to Submit
4. Standard _____ Client to Submit
5. Standard _____ Client to Submit
6. Standard _____ Client to Submit

Pattern Scale: A - 2.54" wide repeat
 B - 5.33" wide repeat
 C - 7.64" wide repeat
 D - 8.92" wide repeat
 E - 10.7" wide repeat
 F - 13.35" wide repeat

Direction: As shown up the bolt
 Railroaded

Strike-offs are required for all custom orders. Please allow 2-3 weeks for the shipment of your strike-off.
Please submit this Custom Fabric Form along with the pattern Schematic to your showroom or to La Selva Studio.
Email questions to info@lasevastudio.com or contact your showroom. We're here to help!

APPROVED!

Once you have approved your strike-off, you are good to go! Send in your P.O. with the strike-off memo number (located on the strike-off) and then make something wonderful!